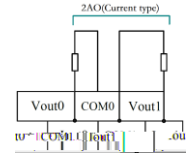

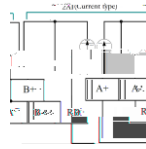



		Flashing (1Hz)	Upgrading firmware failed.
--	--	----------------	----------------------------

Solutions: Replace faulty expansion module.

Terminal Definition and Connection

LE5107E is connected with an external 220VAC power and has two pluggable terminals (11x2 and 9x2), the upper terminal offers digital input channel (DI, AI), the lower terminals offers digital output channel (DO, AO), and connection is easy and convenient and is secured with screw, which is a typical field connection case.



LE5107E Upper Terminal Definition and Wiring Diagram

LE5107E Lower Terminal Definition and Wiring Diagram

Terminal Identification	Description	Terminal Identification	Description	Terminal Identification	Description	Terminal Identification	Description
	Grounding	L	Fire wire	RS485-	RS485 communication negative	RS485+	RS-485 communication positive
M	Common of input	N	Null wire	1L	Output common (Q0.0~Q0.3)		